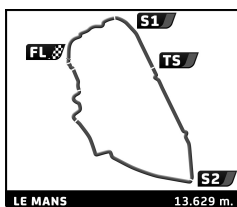


30/06/2023 Page 1 / 8



29/30-1/2 | 2023  
JUIN - JUILLET



## PLATEAU 2 - GRID 2 LE MANS CLASSIC 2023 QUALIFYING - DAY PRACTICE

### Sector Analysis

Personal Best Session Best B Crossing the finish line in pit lane

Lap	D	Time	Sector 1	Sector 2	Sector 3	T. Spd	Elapsed	Lap	D	Time	Sector 1	Sector 2	Sector 3	T. Spd	Elapsed
12		Lancia Aurelia B20 1956 1. Michel PECCENINI 2. Thierry AUDONNET					GTS6B	6	1	6:31.754	59.124	2:23.556	3:09.074	171.8	39:30.436
1	1	7:23.721	1:11.905	2:50.493	3:21.323	120.3	8:23.184	7	1	6:11.101	57.525	2:21.305	2:52.271	181.5	45:41.537
2	1	7:04.961	1:05.265	2:43.542	3:16.154	155.4	15:28.145	8	1	6:10.320	56.939	2:20.620	2:52.761	159.7	51:51.857
3	1	7:21.751 B	1:04.132	2:45.159	3:32.460	148.9	22:49.896								
4	1	13:31.886	7:15.111	2:50.459	3:26.316	152.4	36:21.782	19		Saab 93 B 1959 1. Myles POULTON 2. Peter FISK					GTS3B
5	1	8:40.863 B	1:10.347	3:15.836	4:14.680	97.6	45:02.645	1	1	7:39.231					16:12.087
								2	1	7:22.639					23:34.726
14		DKW Monza 1956 1. Alain MARIE 2. Franck MARIE					GTS3B	3	1	7:38.575 B					31:13.301
1	1	9:05.076	1:24.171	3:32.614	4:08.291	102.7	11:15.884	4	1	9:51.963					41:05.264
2	1	8:56.650	1:25.269	3:28.526	4:02.855	101.3	20:12.534	5	1	7:21.741					48:27.005
3	1	9:00.309	1:27.372	3:24.569	4:08.368	110.1	29:12.843	6	1	7:17.721					55:44.726
4	1	8:53.377 B	1:20.621	3:21.341	4:11.415	116.4	38:06.220								
5	1	8:50.082	2:15.447	3:01.601	3:33.034	127.9	46:56.302	20		Aston Martin DB2 Sports Saloon Coupé 1951 1. Michel VERLIEFDEN					GTS7A
6	1	7:36.124	1:10.603	2:57.098	3:28.423	138.5	54:32.426	1	1	6:38.983	1:09.864	2:31.052	2:58.067	156.8	7:12.855
15		Jaguar C-Type 1953 1. Nigel WEBB 2. Chris WARD					TSRC6A	2	1	6:15.388	1:00.214	2:19.848	2:55.326	191.7	13:28.243
1	1	6:18.466					8:52.194	3	1	6:14.147	59.303	2:19.805	2:55.039	181.2	19:42.390
2	1	5:59.914					14:52.108	4	1	6:11.192	1:00.114	2:17.903	2:53.175	177.4	25:53.582
3	1	11:11.362					26:03.470	5	1	6:16.116	59.860	2:21.192	2:55.064	173.2	32:09.698
4	1	5:33.987					31:37.457	6	1	6:43.369 B	59.626	2:20.596	3:23.147	176.5	38:53.067
5	1	5:48.733					37:26.190	7	1	7:21.349	2:06.010	2:20.955	2:54.384	148.2	46:14.416
6	1	5:53.837					43:20.027	8	1	6:09.267	59.658	2:17.945	2:51.664	182.4	52:23.683
7	1	5:24.510					48:44.537								
8	1	5:25.216					54:09.753	21		Panhard Monopole XB6 1956 1. François de GAILLARD 2. Geoffroy de GAILLARD					GTP1B
16		Jaguar D-Type 1954 1. Niklas HALUSA 2. Lukas HALUSA					TSRC6A	1	1	8:30.393	1:15.850			115.0	10:22.963
1	1	5:56.948	1:01.609	2:12.896	2:42.443	155.9	7:37.579	2	1	8:24.918	1:19.503			123.0	18:47.881
2	1	5:14.184	52.431	1:57.640	2:24.113	193.0	12:51.763	3	1	8:27.609 B	1:17.322			128.1	27:15.490
3	1	5:10.010	50.992	1:56.387	2:22.631	187.1	18:01.773	4	1	12:13.766	4:38.096			106.8	39:29.256
4	1	5:09.003	49.736	1:55.496	2:23.771	206.9	23:10.776	5	1	9:14.265	1:23.932			99.6	48:43.521
5	1	5:18.890	51.744	1:57.950	2:29.196	210.9	28:29.666	6	1	9:05.533	1:23.893			108.7	57:49.054
6	1	5:25.236 B	48.984	1:56.586	2:39.666	224.4	33:54.902								
7	1	8:09.140	2:49.637	2:44.346	2:35.157	191.7	42:04.042	22		Cadillac Série 61 Le Monstre 1950 1. Derek DRINKWATER					TSRC6A2
8	1	5:36.404	59.083	1:58.840	2:38.481	222.5	47:40.446	1	1	6:41.363	1:05.976	2:37.660	2:57.727	130.2	7:06.151
9	1	5:37.747	57.590	2:06.050	2:34.107	216.8	53:18.193	2	1	6:30.049	59.300	2:32.610	2:58.139	161.6	13:36.200
17		Austin-Healey 100-4 1961 1. Richard HADJIMEGRIAN 2. Adrien DUTOUR					GTS7B	3	1	6:35.292	59.324	2:33.638	3:02.330	155.4	20:11.492
1	1	13:55.474					15:18.875	4	1	6:55.077 B	1:09.700	2:29.863	3:15.514	154.8	27:06.569
2	1	6:36.818					21:55.693	5	1	13:59.145	7:45.809	3:17.240	2:56.096	147.6	41:05.714
3	1	6:55.962 B					28:51.655	6	1	7:03.136 B	1:00.627	2:39.664	3:22.845	103.7	48:08.850
4	1	8:48.927					37:40.582								
5	1	6:28.515					44:09.097	23		D.B HBR Spyder Le Mans 1959 1. Antoine LAUREAU					GTS3B
6	1	6:39.607 B					50:48.704	1	1	7:25.708	1:12.126	2:52.016	3:21.566	149.7	8:57.405
18		Frazer Nash Le Mans Replica 1953 1. Joseph WARD					GTS6A	2	1	7:35.854 B	1:08.250			131.5	16:33.259
1	1	6:43.602	1:06.876	2:32.545	3:04.181	154.3	7:33.337	3	1	10:24.740	4:19.030	2:50.088	3:15.622	148.5	26:57.999
2	1	6:25.807	58.238	2:29.034	2:58.535	156.8	13:59.144	4	1	7:14.898	1:08.688			150.9	34:12.897
3	1	6:18.495	57.764	2:27.568	2:53.163	153.0	20:17.639	5	1	8:02.975	1:12.419	3:23.976	3:26.580	130.5	42:15.872
4	1	6:23.723	57.920	2:24.977	3:00.826	161.9	26:41.362	6	1	7:16.359	1:06.327			143.8	49:32.231
5	1	6:17.320	57.875	2:23.216	2:56.229	155.2	32:58.682	7	1	7:22.850	1:08.383	2:52.750	3:21.717	143.4	56:55.081
								24		D.B HBR 1952 1. Philippe GAYRAUD 2. Claude GAYRAUD					TSRC2
								1	1	7:02.883	1:04.992	2:44.492	3:13.399	140.6	9:42.503



Le Point



ARTCURIAL  
// Motorcars



Alfa Romeo



BENTLEY

MULLINER



De Tomaso



PAUL MARIUS

Maserati



McLaren



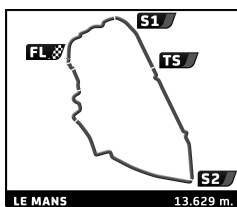
PORSCHE



NOSTALGIE



29/30-1/2 | 2023  
JUIN - JUILLET



## PLATEAU 2 - GRID 2 LE MANS CLASSIC 2023 QUALIFYING - DAY PRACTICE

### Sector Analysis

Personal Best Session Best B Crossing the finish line in pit lane

Lap	D	Time	Sector 1	Sector 2	Sector 3	T. Spd	Elapsed	Lap	D	Time	Sector 1	Sector 2	Sector 3	T. Spd	Elapsed
25		Allard J2 1951 1. Michel GROSFILLIER					TSRC6A	31		Allard J2X Le Mans 1952 1. Malte MÜLLER-WREDE 2. Andrew NEWALL					TSRC6A
1	1	6:55.237	1:04.746	2:43.638	3:06.853	142.3	9:38.322	1	1	6:05.996	1:04.848	2:19.110	2:42.038	148.7	6:25.110
2	1	6:53.881	1:01.524	2:40.695	3:11.662	133.9	16:32.203	2	1	6:13.963 B	55.452	2:08.627	3:09.884	167.3	12:39.073
3	1	7:02.401 B	1:03.228	2:36.429	3:22.744	151.3	23:34.604	3	1	6:51.467	2:04.040	2:07.943	2:39.484	163.6	19:30.540
4	1	8:17.014	2:44.191	2:30.130	3:02.693	133.7	31:51.618	4	1	5:40.667	53.537	2:09.787	2:37.343	164.8	25:11.207
5	1	6:40.706	59.418	2:29.978	3:11.310	160.0	38:32.324	5	1	5:45.438 B	53.759	2:08.686	2:42.993	173.4	30:56.645
6	1	6:31.928	58.848	2:29.719	3:03.361	163.8	45:04.252	6	1	6:57.138	2:10.749	2:08.650	2:37.739	167.1	37:53.783
7	1	6:20.689	59.873	2:25.641	2:55.175	150.9	51:24.941	7	1	5:25.290	53.116	2:02.665	2:29.509	176.8	43:19.073
26		Cooper T39 1956 1. Elliot SUCARI					TSRC3A	8	1	5:23.717	50.032	1:58.142	2:35.543	188.4	48:42.790
1	1	6:06.682	59.987			159.3	8:11.914	9	1	5:21.077	51.203	1:59.523	2:30.351	194.4	54:03.867
2	1	5:47.387	53.997			184.6	13:59.301	32		Callista Ran D120 1951 1. Philippe TAVANO 2. Christian AGOSTINI					TSRC1A
3	1	5:45.230	51.233			177.4	19:44.531	1	1	10:43.186 B	1:25.358	3:45.142	5:32.686	121.7	12:12.734
4	1	5:48.359	52.672	2:17.446	2:38.241	186.8	25:32.890	33		AC Ace Bristol Le Mans 1959 1. Dominique POELS 2. Stéphane PRAT					GTS6B
5	1	5:46.171	52.226			173.4	31:19.061	1	1	6:58.576	1:09.235	2:38.417	3:10.924	170.7	7:55.246
6	1	6:07.862	52.403	2:22.584	2:52.875	188.4	37:26.923	2	1	6:49.633	1:04.212	2:35.031	3:10.390	175.9	14:44.879
7	1	6:23.339	1:11.237			164.8	43:50.262	3	1	6:46.270	1:04.799	2:33.708	3:07.763	170.2	21:31.149
8	1	5:43.267	51.660			184.2	49:33.529	4	1	7:07.037 B	1:04.009	2:35.657	3:27.371	173.7	28:38.186
27		Oscar MT4 1955 1. Carlo INCERTI					TSRC3A	5	1	8:39.377	2:39.177	2:44.992	3:15.208	147.4	37:17.563
1	1	6:37.119	1:06.445	2:26.297	3:04.377	163.1	7:52.127	6	1	7:31.131	1:22.413	2:47.709	3:21.009	154.3	44:48.694
2	1	6:16.791	1:00.845	2:18.370	2:57.576	172.3	14:08.918	7	1	7:09.947	1:09.242	2:43.827	3:16.878	141.2	51:58.641
3	1	6:17.874	1:00.697	2:20.728	2:56.449	173.2	20:26.792	34		Jaguar XK120 OTS 1952 1. Peter TERRELL 2. Olivier MAZOYER					GTS7A2
4	1	6:13.276	59.485	2:17.436	2:56.355	187.7	26:40.068	1	1	6:43.961	1:09.066	2:33.729	3:01.166	136.6	7:47.654
5	1	6:17.489	59.901	2:19.615	2:57.973	173.7	32:57.557	2	1	6:23.202	1:02.150	2:22.575	2:58.477	174.0	14:10.856
6	1	6:31.725	1:01.902	2:16.920	3:12.903	190.7	39:29.282	3	1	6:40.705 B	59.787	2:22.539	3:18.379	157.0	20:51.561
7	1	6:34.543	1:01.026	2:17.261	3:16.256	172.6	46:03.825	4	1	8:39.188	3:19.398	2:20.447	2:59.343	173.4	29:30.749
8	1	6:23.889	1:03.915	2:22.041	2:57.933	170.2	52:27.714	5	1	6:08.572	58.448	2:19.654	2:50.470	169.9	35:39.321
28		DKW Monza 1957 1. Friedhelm TANG					TSRC2A	6	1	7:13.678 B	58.591	2:53.403	3:21.684	163.3	42:52.999
1	1	8:41.757	1:22.352	3:23.535	3:55.870	125.4	9:34.552	7	1	9:07.631	3:36.510	2:27.571	3:03.550	143.8	52:00.630
2	1	8:37.156	1:20.896	3:22.052	3:54.208	123.6	18:11.708	35		D.B HBR5 1961 1. François FOUQUET-HATE 2. Luc BOUSQUET					GT3B
3	1	8:41.305	1:18.424	3:24.232	3:58.649	122.8	26:53.013	1	1	7:17.363	1:06.927	2:52.753	3:17.683	159.0	9:07.482
29		Allard J2X Le Mans 1952 1. Simon EVANS 2. Gareth EVANS					TSRC6A	2	1	7:02.703	1:06.243	2:47.745	3:08.715	161.6	16:10.185
1	1	6:48.009					15:55.961	3	1	6:50.598	1:01.568	2:40.940	3:08.090	158.3	23:00.783
2	1	6:42.960 B					22:38.921	4	1	7:01.002 B	1:03.496	2:38.809	3:18.697	159.5	30:01.785
3	1	7:48.343					30:27.264	5	1	8:09.712	2:13.007	2:41.781	3:14.924	158.8	38:11.497
4	1	5:53.642					36:20.906	6	1	6:54.768	1:03.146	2:42.263	3:09.359	158.3	45:06.265
5	1	5:52.520					42:13.426	7	1	6:57.010	1:04.863	2:42.551	3:09.596	155.9	52:03.275
6	1	5:45.227					47:58.653	36		D.B HBR 1954 1. Michel BLANCHARD 2. Karine BLANCHARD					TSRC1A
7	1	5:43.857					53:42.510	1	1	7:39.398	1:12.604			160.4	10:05.848
30		Porsche 550A 1957 1. Fergus MACLEOD 2. Samuel MACLEOD					TSRC3A	2	1	7:27.474	1:10.417			154.8	17:33.322
1	1	5:33.213	55.954			172.9	12:10.434	3	1	7:38.723 B	1:11.985			157.9	25:12.045
2	1	5:27.809	51.440			158.8	17:38.243	4	1	10:39.844	3:35.759			134.6	35:51.889
3	1	5:29.999	52.873			180.0	23:08.242	5	1	8:09.026	1:21.517			141.5	44:00.915
4	1	5:45.313 B	53.898			179.4	28:53.555	6	1	7:59.539	1:14.213			126.8	52:00.454
5	1	6:43.319	1:58.904			166.6	35:36.874								



Le Point



ARTCURIAL  
// Motorcars



Alfa Romeo



BENTLEY

MULLINER



De Tomaso



PAUL MARIUS

Maserati



McLaren



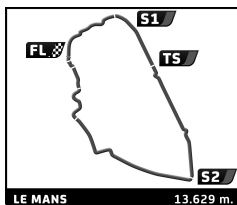
PORSCHE



NOSTALGIE



29/30-1/2 | 2023  
JUIN - JUILLET



## PLATEAU 2 - GRID 2 LE MANS CLASSIC 2023 QUALIFYING - DAY PRACTICE

### Sector Analysis

Personal Best Session Best B Crossing the finish line in pit lane

Lap	D	Time	Sector 1	Sector 2	Sector 3	T. Spd	Elapsed	Lap	D	Time	Sector 1	Sector 2	Sector 3	T. Spd	Elapsed
37		Ferrari 750 Monza 1955 1.Tazio OTTIS 2.Ace ROBEY					TSRC5A	43		Jowett Jupiter 1951 1.Harry NAERGER 2.Chris BATES					TSRC3A
1	1	6:08.459	1:03.476	2:19.615	2:45.368	152.4	6:26.180	1	1	6:57.182	1:08.098	2:38.606	3:10.478	152.0	9:05.649
2	1	5:46.084	55.635	2:09.198	2:41.251	151.5	12:12.264	2	1	6:53.534	1:04.774	2:37.666	3:11.094	145.7	15:59.183
3	1	5:49.040	53.309	2:13.081	2:42.650	133.6	18:01.304	3	1	7:14.718 B	1:03.222	2:41.986	3:29.510	158.8	23:13.901
4	1	5:43.533	54.294	2:10.629	2:38.610	160.7	23:44.837	4	1	12:57.376	7:17.155	2:35.594	3:04.627	163.1	36:11.277
5	1	6:13.826 B	56.375	2:13.416	3:04.035	156.5	29:58.663	5	1	6:36.259	1:02.111	2:32.651	3:01.497	154.3	42:47.536
6	1	10:30.161	4:46.510	2:53.580	2:50.071	165.0	40:28.824	6	1	7:10.249 B	1:06.545	2:49.031	3:14.673	147.1	49:57.785
7	1	6:11.951	58.744	2:21.391	2:51.816	145.9	46:40.775								
8	1	6:05.083	1:01.192	2:19.655	2:44.236	152.2	52:45.858								
38		Alain Martin D12 Sports Saloon Coupé 1992 1.Laurent DESPLACES 2.Jean-Luc BOIS					GTS7A	44		Skoda Sport 1949 1.Stanislaw KAFKA 2.Michal VELEBNY					TSRC3A
1	1	6:54.110	1:08.420	2:41.284	3:04.406	135.6	7:36.893	1	1	7:18.574	1:10.004	2:45.846	3:22.724	143.2	9:05.287
2	1	6:12.594	57.926	2:22.149	2:52.519	154.1	13:49.487	2	1	7:08.009	1:05.702	2:46.561	3:15.746	129.6	16:13.296
3	1	6:14.087	58.121	2:24.429	2:51.537	166.0	20:03.574	3	1	6:47.240	1:03.641	2:34.706	3:08.893	164.5	23:00.536
4	1	6:24.103 B	57.277	2:20.100	3:06.726	166.0	26:27.677	4	1	6:56.435 B	1:02.249	2:33.409	3:20.777	145.3	29:56.971
5	1	8:47.016 B	3:13.038	2:23.015	3:10.963	179.7	35:14.693	5	1	10:16.722	3:11.224	3:03.732	4:01.766	128.4	40:13.693
39		Lotus XI 1100 1958 1.Amaury GARIEL 2.Vincent AUBRY					TSRC2B	45		Austin-Healey 100-4 1955 1.José DA ROCHA 2.Jérémy DA ROCHA					GTS7B
1	1	6:15.937	59.567	2:27.368	2:49.002	125.7	6:51.819	1	1	5:59.460	57.773	2:16.993	2:44.694	186.1	8:43.350
2	1	5:56.145	57.616	2:15.696	2:42.833	188.4	12:47.964	2	1	5:45.605	54.583	2:10.077	2:40.945	187.1	14:28.955
3	1	5:58.863	54.171	2:15.256	2:49.436	194.1	18:46.827	3	1	5:44.709	54.385	2:09.696	2:40.628	194.8	20:13.664
4	1	6:04.931 B	56.097	2:16.749	2:52.085	192.4	24:51.758	4	1	6:00.596 B	53.906	2:12.839	2:53.851	184.6	26:14.260
5	1	8:38.582	3:19.329	2:23.246	2:56.007	183.0	33:30.340	5	1	7:22.962	2:28.885	2:18.019	2:36.058	175.9	33:37.222
6	1	6:24.662	58.653	2:21.555	3:04.454	179.1	39:55.002	6	1	5:53.077	56.086	2:12.421	2:44.570	204.2	39:30.299
7	1	6:10.664	56.837	2:23.742	2:50.085	175.4	46:05.666	7	1	5:43.005	53.178	2:13.137	2:36.690	193.4	45:13.304
8	1	6:09.671	59.046	2:19.872	2:50.753	175.1	52:15.337	8	1	5:46.555	54.116	2:12.945	2:39.494	205.4	50:59.859
40		Osca 1500 MT4 2AD 1955 1.Elad SHRAGA 2.Guy EMODI					TSRC3A	46		Austin-Healey 100-4 1956 1.François de CHANTERAC					GTS7B
1	1	6:12.685	59.292			180.3	19:59.526	1	1	6:33.407	1:03.706	2:31.836	2:57.865	174.8	8:38.037
2	1	6:17.069	1:00.216				26:16.595	2	1	6:25.125	58.683	2:23.983	3:02.459	166.3	15:03.162
3	1	7:32.148 B	1:03.458				33:48.743	3	1	6:37.347	1:19.778	2:25.035	2:52.534	182.1	21:40.509
4	1	10:27.964	4:33.426	2:35.650	3:18.888	147.4	44:16.707	4	1	6:19.465	58.510	2:26.422	2:54.533	164.3	27:59.974
5	1	7:01.235	1:08.062	2:36.891	3:16.282	140.8	51:17.942	5	1	6:13.489	58.778	2:24.670	2:50.041	189.7	34:13.463
41		Cooper T38 1955 1.Manuel ELICABE 2.Claudio SCALISE					TSRC6A	47		Lancia Aurelia B20 1953 1.Luis DELSO 2.Carlos de MIGUEL					GTS6A
1	1	6:04.546	1:02.357	2:20.520	2:41.669	152.4	6:35.714	1	1	8:07.271	1:15.838	3:09.116	3:42.317	121.5	9:20.387
2	1	5:31.797	56.247	2:01.803	2:33.747	207.3	12:07.511	2	1	7:52.280	1:13.913	3:05.248	3:33.119	117.0	17:12.667
3	1	5:27.846	53.455	2:00.892	2:33.499	219.8	17:35.357	3	1	7:48.870 B	1:10.202	2:59.524	3:39.144	121.5	25:01.537
4	1	5:27.890	52.340	1:59.489	2:36.061	232.5	23:03.247	4	1	11:34.705	5:00.397	2:58.285	3:36.023	125.3	36:36.242
5	1	5:43.814 B	53.835	1:59.517	2:50.462	229.5	28:47.061								
6	1	8:48.192	3:24.993	2:23.670	2:59.529	169.7	37:35.253								
7	1	6:07.582	1:08.004	2:16.137	2:43.441	196.2	43:42.835								
8	1	5:42.436	56.158	2:03.403	2:42.875	205.4	49:25.271								
9	1	5:49.164	54.990	2:09.407	2:44.767	177.1	55:14.435								
42		Osca MT4 1100 1954 1.Alex VON MOZER 2.Mark THIEME					TSRC2A	48		Triumph TR2 1955 1.Thierry NOYER 2.Sébastien DIERICK					TSRC4A
1	1	7:47.203	1:29.987			142.5	33:24.651	1	1	7:04.499	1:11.233	2:42.441	3:10.825	155.4	8:04.757
2	1	7:36.754 B	1:08.600			156.5	41:01.405	2	1	6:41.459	1:02.017	2:33.520	3:05.922	171.3	14:46.216
3	1	10:08.084	2:52.246			108.6	51:09.489	3	1	6:50.045 B	1:02.651	2:31.930	3:15.464	172.1	21:36.261
								4	1	9:26.640	3:33.006	2:42.640	3:10.994	156.3	31:02.901
								5	1	7:07.261	1:04.989	2:40.450	3:21.822	157.9	38:10.162
								6	1	6:48.668	1:02.875	2:36.448	3:09.345	169.1	44:58.830



Le Point

QATAR AIRWAYS

ARTCURIAL  
// Motorcars

Sarthe

Alfa Romeo

Clear Channel

BENTLEY

MULLINER

COYOTE

De Tomaso

aramco

PAUL MARIUS

Maserati

Passion

McLaren

VICOMTE A.

PORSCHE

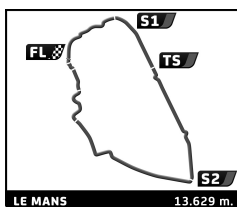
MOTUL

NOSTALGIE





29/30-1/2 | 20  
JUIN - JUILLET | 23



## PLATEAU 2 - GRID 2 LE MANS CLASSIC 2023 QUALIFYING - DAY PRACTICE

### Sector Analysis

Personal Best Session Best B Crossing the finish line in pit lane

Lap	D	Time	Sector 1	Sector 2	Sector 3	T. Spd	Elapsed	Lap	D	Time	Sector 1	Sector 2	Sector 3	T. Spd	Elapsed
7	1	6:42.827	1:02.183	2:36.198	3:04.446	169.9	51:41.657	3	1	6:52.315	1:04.131	2:37.919	3:10.265	169.7	22:52.159
<b>49</b> D.B HBR5 1960 1.Frédéric BORIES 3.Philippe BOUTEVIN GT3B 2.Arnaud DUPIN								4	1	6:59.995 B	1:04.921	2:36.195	3:18.879	173.4	29:52.154
1	1	7:18.470	1:13.421	2:47.570	3:17.479	166.3	9:41.649	5	1	11:30.772	5:04.837	3:16.352	3:09.583	156.5	41:22.926
2	1	7:01.997	1:06.296	2:40.376	3:15.325	173.7	16:43.646	6	1	7:14.585	1:04.258	2:57.222	3:13.105	89.0	48:37.511
3	1	6:59.821 B	1:03.864	2:37.933	3:18.024	173.4	23:43.467	7	1	6:54.376	1:04.377	2:38.098	3:11.901	157.4	55:31.887
4	1	8:36.743	2:53.551	2:37.715	3:05.477	169.7	32:20.210	<b>58</b> Aero Minor Sport 750 1949 1.Zdenek KASPAR 3.David KARASEK TSRC1A 2.Michal FRONEK							
5	1	6:52.867	1:00.976	2:38.937	3:12.954	172.6	39:13.077	1	1	8:50.182	1:17.452	3:31.954	4:00.776	101.8	11:16.282
<b>50</b> Triumph TR2 1954 1.Guy Fabrice MESTROT GTS6A 2.José DA ROCHA								2	1	8:33.789 B	1:17.724	3:22.171	3:53.894	108.4	19:50.071
1	1	6:13.803	1:00.281	2:24.649	2:48.873	186.1	8:18.774	3	1	10:05.061 B	2:37.608	3:33.150	3:54.303	103.2	29:55.132
2	1	11:11.318 B	55.244	2:22.783	7:53.291	200.1	19:30.092	4	1	12:38.685	5:02.722	3:50.762	3:45.201	116.5	42:33.817
<b>51</b> Renault 4CV 1066 1953 1.Jean-Pierre PREVOT TSRC2A 2.René ARNOUX								5	1	8:12.111	1:15.364	3:18.641	3:38.106	114.6	50:45.928
1	1	7:57.065	1:19.900	3:00.096	3:37.069	125.0	8:11.032	<b>60</b> Jaguar XK140 Coupe 1961 1.Read GOMM GTS7B 2.Marc GORDON							
2	1	7:42.258	1:13.087	2:58.192	3:30.979	135.7	15:53.290	1	1	6:34.693	1:05.225	2:34.552	2:54.916	142.3	7:58.284
3	1	7:44.426	1:11.732	2:58.326	3:34.368	138.7	23:37.716	2	1	6:03.721	57.264	2:17.727	2:48.730	169.4	14:02.005
4	1	7:34.077 B	1:09.761	2:49.727	3:34.589	141.9	31:11.793	3	1	5:59.883	56.320	2:16.666	2:46.897	166.8	20:01.888
5	1	9:40.341	2:54.224	3:04.776	3:41.341	121.4	40:52.134	4	1	6:10.265 B	57.616	2:17.976	2:54.673	173.2	26:12.153
6	1	7:58.636	1:12.578	3:05.684	3:40.374	98.9	48:50.770	5	1	7:36.593	2:25.926	2:21.612	2:49.055	142.5	33:48.746
7	1	7:55.944	1:11.880	3:01.589	3:42.475	120.5	56:46.714	6	1	6:35.006	59.162	2:49.821	2:46.023	154.5	40:23.752
<b>53</b> Jaguar C-Type 1953 1.Nicolas BERT TSRC6A 2.Jeffrey O'NEILL								7	1	6:04.495	56.653	2:20.993	2:46.849	154.1	46:28.247
1	1	6:18.542	1:02.374	2:23.139	2:53.029	153.7	8:35.529	8	1	6:01.539	56.915	2:18.337	2:46.287	172.9	52:29.786
2	1	5:50.138	54.886	2:10.921	2:44.331	190.0	14:25.667	<b>61</b> Maserati 300 S 1955 1.Dieter ROSCHMANN TSRC5A 2.Dominik ROSCHMANN							
3	1	5:46.613	55.833	2:10.217	2:40.563	190.7	20:12.280	1	1	6:12.810	1:10.627	2:18.231	2:43.952	141.3	6:29.570
4	1	5:50.448 B	53.937	2:09.938	2:46.573	170.7	26:02.728	2	1	5:37.077	56.132	2:06.004	2:34.941	173.2	12:06.647
5	1	8:55.216	3:29.357	2:26.482	2:59.377	160.0	34:57.944	3	1	5:39.744	55.593	2:08.020	2:36.131	154.8	17:46.391
6	1	7:03.728	59.602	3:00.717	3:03.409	157.4	42:01.672	4	1	5:34.680	53.715	2:05.898	2:35.067	168.1	23:21.071
7	1	6:22.473	1:00.921	2:19.324	3:02.228	189.7	48:24.145	5	1	5:30.373	52.600	2:04.298	2:33.475	174.5	28:51.444
8	1	6:27.180 B	1:00.642	2:18.967	3:07.571	161.6	54:51.325	6	1	6:07.447 B	54.335	2:13.850	2:59.262	163.1	34:58.891
<b>54</b> Kieft Sport 1955 1.Miles GRIFFITHS TSRC4A 2.Achim FINKENSTEIN								7	1	8:12.663	3:23.883	2:12.041	2:36.739	148.5	43:11.554
1	1	6:46.515 B	1:02.896	2:33.180	3:10.439	140.4	7:47.067	8	1	5:33.445	52.426	2:04.704	2:36.315	183.9	48:44.999
2	1	9:05.838	3:33.907	2:29.862	3:02.069	175.4	16:52.905	9	1	6:16.573 B	52.802	2:07.297	3:16.474	168.9	55:01.572
3	1	6:01.475	58.254	2:16.103	2:47.118	186.8	22:54.380	<b>62</b> Porsche 550 Spyder 1955 1.Rainer BECKER GTS5B							
4	1	5:59.601	54.623	2:14.002	2:50.976	206.5	28:53.981	1	1	6:26.809	1:03.218	2:28.602	2:54.989	137.8	8:38.455
<b>55</b> Renault 4CV Motto 1950 1.Florent PREVOST TC1A 2.Christian CHAMBORD								2	1	6:00.797 B	56.396	2:12.557	2:51.844	165.3	14:39.252
1	1	8:13.300	1:18.244	3:10.585	3:44.471	110.6	8:16.584	3	1	8:37.107 B	3:28.972	2:14.886	2:53.249	175.7	23:16.359
2	1	8:07.804	1:14.834	3:03.384	3:49.586	143.0	16:24.388	4	1	7:19.719	2:19.715	2:14.223	2:45.781	171.3	30:36.078
3	1	8:13.365 B	1:15.245	3:08.510	3:49.610	125.7	24:37.753	5	1	5:49.918	56.660	2:12.390	2:40.868	182.7	36:25.996
4	1	10:21.102	3:37.585	3:05.488	3:38.029	134.1	34:58.855	6	1	6:32.741	1:04.601	2:37.246	2:50.894	131.0	42:58.737
5	1	8:12.184 B	1:12.349	3:19.168	3:40.667	141.2	43:11.039	7	1	5:48.663	54.467	2:13.486	2:40.710	177.1	48:47.400
6	1	9:55.073	3:21.681	3:01.683	3:31.709	132.3	53:06.112	8	1	6:38.839 B	55.928	2:30.470	3:12.441	137.3	55:26.239
<b>56</b> Lotus XI 1100 1958 1.Patrick HELLO TSRC2A								<b>63</b> Talbot-Lago T26 GS 1950 1.Robert KUDELA 3.Robert SULMA TSRC6A 2.Frantisek KUDELA							
1	1	7:03.779	1:07.125	2:41.990	3:14.664	167.8	9:00.278	1	1	7:18.781	1:09.989	2:46.563	3:22.229	146.3	9:04.071
2	1	6:59.566	1:03.398	2:40.826	3:15.342	170.2	15:59.844	2	1	7:16.656 B	1:06.152	2:42.237	3:28.267	140.3	16:20.727
								3	1	8:14.379	2:18.586	2:38.693	3:17.100	156.3	24:35.106
								4	1	7:03.026 B	1:06.875	2:37.120	3:19.031	127.5	31:38.132
								5	1	8:00.949	2:04.385	2:37.801	3:18.763	120.1	39:39.081
								6	1	6:23.431	1:01.089	2:23.323	2:59.019	154.5	46:02.512
								7	1	6:15.023	59.392	2:21.365	2:54.266	139.7	52:17.535



Le Point

QATAR AIRWAYS

ARTCURIAL  
// Motorcars

Sarthe

Alfa Romeo

Clear Channel

BENTLEY

MULLINER

COYOTE

De Tomaso

aramco

PAUL MARIUS

Maserati

Passion

McLaren

VICOMTE A.

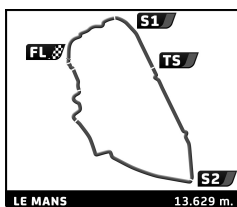
PORSCHE

MOTUL

NOSTALGIE



29/30-1/2 | 2023  
JUIN - JUILLET



## PLATEAU 2 - GRID 2 LE MANS CLASSIC 2023 QUALIFYING - DAY PRACTICE

### Sector Analysis

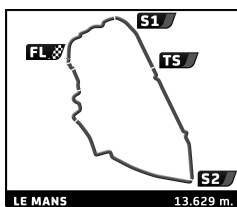
Personal Best Session Best B Crossing the finish line in pit lane

Lap	D	Time	Sector 1	Sector 2	Sector 3	T. Spd	Elapsed	Lap	D	Time	Sector 1	Sector 2	Sector 3	T. Spd	Elapsed
64		Triumph TR2 1955 1.Geoff GORDON					GTP4B	1	1	8:12.248	1:16.496			94.8	11:15.040
	1	7:40.647					21:01.382	2	1	7:37.943 B	1:10.152			122.8	18:52.983
	2	6:15.483					27:16.865	3	1	8:35.730	2:48.012			134.4	27:28.713
	3	6:17.670					33:34.535	4	1	6:33.556	1:02.877			141.7	34:02.269
	4	6:20.019					39:54.554	5	1	7:15.751					41:18.020
	5	6:20.903					46:15.457	6	1	6:38.765	1:02.416			110.8	47:56.785
	6	6:12.611					52:28.068	7	1	6:39.572	1:03.246			139.4	54:36.357
65		Maserati 200S 1955 1.Harold GODDIJN 2.Alexander GODDIJN					TSRC4A	1	1	7:20.613	1:08.828	2:53.590	3:18.195	142.8	7:21.211
	1	6:18.801	1:03.957	2:27.621	2:47.223	119.4	6:53.932	2	1	7:27.684 B	1:08.252	2:51.618	3:27.814	144.7	14:48.895
	2	5:52.416	58.028	2:12.571	2:41.817	192.4	12:46.348	3	1	13:41.950	7:20.462	2:57.683	3:23.805	136.2	28:30.845
	3	6:10.138 B	54.857	2:17.679	2:57.602	190.3	18:56.486	4	1	7:17.072	1:06.549	2:50.678	3:19.845	147.1	35:47.917
	4	10:50.392	5:13.516	2:26.910	3:09.966	179.4	29:46.878	5	1	7:44.842 B	1:08.400	3:04.817	3:31.625	117.6	43:32.759
	5	6:12.119	59.818	2:18.498	2:53.803	174.3	35:58.997								
	6	6:54.092 B	58.880	2:36.777	3:18.435	189.7	42:53.089								
	7	8:41.643	3:42.295	2:16.869	2:42.479	159.3	51:34.732								
66		Maserati 300 S 1956 1.Jakob RETTENMAIER					TSRC5A	1	1	7:07.839	1:08.463	2:42.951	3:16.425	143.2	8:55.586
	1	6:35.452	1:07.894				11:32.500	2	1	6:45.672	1:02.448	2:33.234	3:09.990	161.6	15:41.258
	2	12:30.376					24:02.876	3	1	6:36.899	1:01.839	2:29.789	3:05.271	158.6	22:18.157
	3	6:04.342					30:07.218	4	1	6:50.402 B	1:01.612	2:26.459	3:22.331	175.4	29:08.559
	4	6:08.819					36:16.037	5	1	9:19.919	3:27.948	2:34.605	3:17.366	163.1	38:28.478
	5	6:13.878	59.024				42:29.915	6	1	6:48.234 B	1:01.237	2:30.435	3:16.562	159.0	45:16.712
	6	6:14.273					48:44.188								
	7	6:17.795					55:01.983								
67		Maserati A6GCS 1960 1.Adrian SUCARI					TSRC4B	1	1	5:56.942	1:04.842	2:17.543	2:34.557	140.1	6:14.406
	1	6:43.257	1:13.352	2:28.596	3:01.309	148.0	8:16.967	2	1	5:34.626	52.549	2:05.779	2:36.298	176.2	11:49.032
	2	6:18.133	1:00.710	2:20.912	2:56.511	191.3	14:35.100	3	1	5:36.199	51.400	2:09.397	2:35.402	191.3	17:25.231
	3	6:00.741	57.098	2:17.580	2:46.063	194.1	20:35.841	4	1	5:32.771	51.543	2:07.011	2:34.217	201.6	22:58.002
	4	6:49.849 B	1:00.284	2:22.441	3:27.124	155.4	27:25.690	5	1	5:50.905 B	52.411	2:05.366	2:53.128	190.0	28:48.907
								6	1	7:39.633	3:02.283	2:07.816	2:29.534	166.6	36:28.540
								7	1	5:56.090	1:02.827	2:18.234	2:35.029	145.7	42:24.630
								8	1	5:28.560	51.478	2:03.551	2:33.531	196.5	47:53.190
								9	1	5:34.890	52.266	2:06.586	2:36.038	193.4	53:28.080
68		Austin-Healey 100-4 1954 1.Geoffroy DE LACRETELLE 3.Zehrid OSMANI 2.Guillaume DE BEAUFORT					GTS7A	1	1	6:12.988	1:05.110	2:16.673	2:51.205	174.0	6:33.710
	1	7:52.749	1:11.536	3:03.735	3:37.478	121.1	8:46.165	2	1	6:05.799	1:00.063	2:10.538	2:55.198	185.2	12:39.509
	2	7:45.957	1:10.831	3:03.639	3:31.487	117.6	16:32.122	3	1	6:21.539 B	59.563	2:17.669	3:04.307	180.3	19:01.048
	3	7:36.919	1:06.891	3:00.104	3:29.924	128.4	24:09.041	4	1	8:10.613	2:34.682	2:32.455	3:03.476	144.5	27:11.661
	4	7:43.714 B	1:08.379	3:00.392	3:34.943	123.0	31:52.755	5	1	6:21.878	1:02.379	2:22.336	2:57.163	163.1	33:33.539
	5	10:50.418	4:15.559	3:15.587	3:19.272	138.7	42:43.173	6	1	6:23.000	1:00.389	2:18.072	3:04.539	172.1	39:56.539
	6	7:08.227	1:06.333	2:47.404	3:14.490	133.9	49:51.400	7	1	6:08.427	58.345	2:18.887	2:51.195	164.5	46:04.966
	7	7:24.261	1:09.709	2:55.690	3:18.862	147.4	57:15.661	8	1	6:10.652	58.824	2:17.274	2:54.554	162.8	52:15.618
69		Austin-Healey 100-4 1954 1.Laurent PAULUS					GTS7A	1	1	7:14.932	1:11.571	2:43.006	3:20.355	144.5	8:12.586
	1	6:39.752 B	1:05.886	2:30.234	3:03.632	149.3	7:44.837	2	1	7:02.122	1:04.674	2:34.273	3:23.175	149.7	15:14.708
	2	10:29.926 B	5:05.481	2:21.927	3:02.518	171.8	18:14.763	3	1	6:36.153	1:04.132	2:27.856	3:04.165	187.4	21:50.861
	3	12:52.864	7:35.883	2:21.638	2:55.343	172.9	31:07.627	4	1	6:53.933 B	1:01.384	2:26.666	3:25.883	167.1	28:44.794
	4	6:36.953 B	59.656	2:27.646	3:09.651	177.9	37:44.580	5	1	9:19.248	3:25.644	2:36.633	3:16.971	126.8	38:04.042
								6	1	6:41.350	1:02.305	2:32.801	3:06.244	151.3	44:45.392
								7	1	6:45.241	1:01.290	2:33.196	3:10.755	154.8	51:30.633
70		Porsche 550 Spyder 1956 1.Stephan RETTENMAIER					TSRC3A								





29/30-1/2 | 2023  
JUIN - JUILLET



## PLATEAU 2 - GRID 2 LE MANS CLASSIC 2023 QUALIFYING - DAY PRACTICE

### Sector Analysis

Personal Best Session Best B Crossing the finish line in pit lane

Lap	D	Time	Sector 1	Sector 2	Sector 3	T. Spd	Elapsed	Lap	D	Time	Sector 1	Sector 2	Sector 3	T. Spd	Elapsed
76		Triumph TR2 1955 1. François ZENNER					GTS6B	3	1	6:28.141	1:04.192	2:25.082	2:58.867	163.6	20:40.437
	1	6:43.000	1:07.792	2:34.955	3:00.253	137.8	7:37.616	4	1	6:24.316	1:00.994	2:25.555	2:57.767	185.2	27:04.753
	2	6:36.125	1:02.647	2:31.331	3:02.147	170.2	14:13.741	5	1	6:51.849 B	1:02.912	2:27.700	3:21.237	181.8	33:56.602
	3	6:21.256	1:01.841	2:23.575	2:55.840	150.7	20:34.997	6	1	8:52.510	3:07.553	2:41.713	3:03.244	185.2	42:49.112
	4	6:41.447 B	1:02.193	2:28.375	3:10.879	158.8	27:16.444	7	1	6:40.052	1:02.414	2:28.647	3:08.991	174.8	49:29.164
	5	9:02.492	3:40.789	2:25.722	2:55.981	175.4	36:18.936	8	1	6:49.909	1:01.600	2:37.811	3:10.498	136.1	56:19.073
	6	6:27.600	1:05.287	2:24.529	2:57.784	168.4	42:46.536								
	7	6:26.185	1:01.759	2:27.065	2:57.361	157.7	49:12.721	82		Jaguar XK120 OTS 1950 1. Diego J. RIBADENEIRA 2. Diego F. RIBADENEIRA					GTS7A
	8	6:26.318	59.834	2:28.977	2:57.507	138.3	55:39.039		1	7:30.776					10:21.303
77		Renault 4CV 1066 1954 1. Julien SAUNIER 2. Grégory GALIFFI					TC1A		2	7:25.080 B					17:46.383
	1	7:19.707	1:08.314	2:54.306	3:17.087	141.9	7:21.190		3	10:31.210	4:27.153	2:48.144	3:15.913	117.5	28:17.593
	2	7:16.603	1:06.910	2:53.516	3:16.177	144.3	14:37.793		4	6:49.774	1:06.493	2:31.623	3:11.658	138.0	35:07.367
	3	7:49.247 B	1:07.371	3:06.828	3:35.048	123.6	22:27.040		5	7:28.011	1:05.488	3:06.408	3:16.115	138.0	42:35.378
	4	10:54.339	3:38.922	3:20.241	3:55.176	104.9	33:21.379		6	6:48.253	1:07.159	2:32.355	3:08.739	129.1	49:23.631
	5	8:34.832	1:16.503	3:34.716	3:43.613	124.3	41:56.211		7	6:50.468	1:05.695	2:38.432	3:06.341	142.6	56:14.099
	6	7:53.968	1:13.398	3:03.936	3:36.634	129.9	49:50.179	83		Maserati A6GCS 1955 1. Carlos SIELECKI 2. Mathias SIELECKI					TSRC4A
	7	7:59.270	1:13.389	3:07.714	3:38.167	136.9	57:49.449		1	6:52.330	1:07.262	2:41.088	3:03.980	143.2	8:02.210
78		Lotus Mark IX 1955 1. Gaël REGENT 2. Guillaume LE METAYER					TSRC2A		2	6:32.270	1:02.323	2:30.515	2:59.432	163.6	14:34.480
	1	6:09.595	1:03.081	2:20.838	2:45.676	151.8	6:55.232		3	6:39.182 B	1:00.060	2:26.691	3:12.431	146.1	21:13.662
	2	5:46.739	54.831	2:10.435	2:41.473	194.4	12:41.971		4	8:04.279 B	2:26.229	2:30.475	3:07.575	152.0	29:17.941
	3	5:49.497	54.218	2:11.186	2:44.093	209.7	18:31.468		5	10:37.671 B	4:29.441	2:30.878	3:37.352	138.5	39:55.612
	4	6:07.268 B	56.398	2:11.417	2:59.453	174.0	24:38.736	84		Austin-Healey 100 M Le Mans 1956 1. Bruno SCHOCH 2. Bernard SCHOCH					GTS7B
	5	9:26.601	3:57.787	2:30.884	2:57.930	144.7	34:05.337		1	7:54.390	1:15.115	3:05.855	3:33.420	129.9	9:59.345
	6	7:02.247	59.616	3:08.537	2:54.094	157.2	41:07.584		2	7:51.635	1:09.537	3:03.417	3:38.681	144.7	17:50.980
	7	6:20.237	58.150	2:29.102	2:52.985	103.3	47:27.821		3	7:51.917 B	1:08.370	2:55.444	3:48.103	147.4	25:42.897
	8	6:11.221	57.106	2:24.322	2:49.793	150.7	53:39.042		4	9:44.214	3:57.098	2:35.620	3:11.496	145.1	35:27.111
79		Porsche 356 (pré-A) 1500 S Coupé 1954 1. Gilles COURAUDON 2. Maxime GRANSART					GTS5A		5	7:09.355	1:00.577	2:57.807	3:10.971	135.6	42:36.466
	1	6:14.173	1:04.236	2:19.996	2:49.941	161.4	6:51.565		6	6:51.929	1:06.463	2:36.399	3:09.067	141.5	49:28.395
	2	5:53.775	57.518	2:13.259	2:42.998	191.7	12:45.340		7	6:40.857	1:00.566	2:36.300	3:03.991	145.3	56:09.252
	3	5:52.966	54.770	2:12.327	2:45.869	197.6	18:38.306	85		D.B HBR5 1957 1. Laurent PALANQUE 2. Laurent VERZAUX					GT3B
	4	6:08.944 B	55.846	2:18.004	2:55.094	203.8	24:47.250		1	7:35.782	1:12.407	2:54.397	3:28.978	157.4	8:17.656
	5	8:59.522	3:36.047	2:27.002	2:56.473	176.5	33:46.772		2	7:25.442	1:10.315	2:50.731	3:24.396	164.3	15:43.098
	6	6:43.998	1:00.665	2:51.870	2:51.463	161.2	40:30.770		3	7:32.170 B	1:10.689	2:49.434	3:32.047	160.2	23:15.268
	7	6:12.014	58.286	2:21.554	2:52.174	142.8	46:42.784		4	10:18.487	3:37.484	3:04.214	3:36.789	154.8	33:33.755
	8	6:12.158	1:00.170	2:19.200	2:52.788	157.7	52:54.942		5	8:16.390	1:11.588	3:29.697	3:35.105	151.5	41:50.145
80		Allard J2 1951 1. Robert FRANCIS 2. John THOMPSON					TSRC6A		6	7:56.966	1:20.635	2:57.584	3:38.747	158.1	49:47.111
	1	6:23.139	1:09.553	2:22.141	2:51.445	133.9	6:35.363		7	8:01.800	1:15.769	3:04.784	3:41.247	143.2	57:48.911
	2	6:02.704	58.962	2:13.696	2:50.046	168.4	12:38.067	86		Porsche 356 (Pre-A) (1100) coupé 1951 1. Jean-François PENILLARD					GT3A
	3	6:07.561	56.816	2:17.449	2:53.296	166.8	18:45.628		1	7:45.102	1:14.502	2:58.590	3:32.010	117.5	7:55.473
	4	6:30.627 B	59.253	2:17.474	3:13.900	179.4	25:16.255		2	7:32.164	1:09.784	2:50.665	3:31.715	153.2	15:27.637
	5	8:37.397 B	2:36.958	2:13.342	3:47.097	183.3	33:53.652		3	7:31.724	1:11.384	2:53.500	3:26.840	141.0	22:59.361
	6	14:11.186 B	8:03.328	2:30.765	3:37.093	136.1	48:04.838		4	7:28.730	1:11.255	2:51.575	3:25.900	140.8	30:28.091
81		Frazer Nash Le Mans Coupé 1953 1. Pierre MACCHI					GT6A		5	7:56.456 B	1:10.184	2:59.758	3:46.514	137.8	38:24.547
	1	7:07.323	1:12.073	2:48.017	3:07.233	142.3	7:37.840	87		Jaguar XK120 OTS 1951 1. Augustin SABATIE-GARAT					GTS7A
	2	6:34.456	1:04.238	2:25.934	3:04.284	168.9	14:12.296		1	6:42.000	1:06.540	2:31.551	3:03.909	166.3	8:20.664
									2	6:24.757	59.618	2:22.948	3:02.191	157.0	14:45.421



Le Point

QATAR AIRWAYS

ARTCURIAL  
// Motorcars

Sarthe

Alfa Romeo

Clear Channel

BENTLEY

MULLINER

COYOTE

De Tomaso

aramco

PAUL MARIUS

Maserati

Passion

McLaren

VICOMTE A.

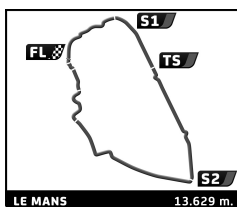
PORSCHE

MOTUL

NOSTALGIE



29/30-1/2 | 2023  
JUIN - JUILLET



## PLATEAU 2 - GRID 2 LE MANS CLASSIC 2023 QUALIFYING - DAY PRACTICE

### Sector Analysis

■ Personal Best ■ Session Best B Crossing the finish line in pit lane

Lap	D	Time	Sector 1	Sector 2	Sector 3	T. Spd	Elapsed	Lap	D	Time	Sector 1	Sector 2	Sector 3	T. Spd	Elapsed
3	1	6:14.788	59.198	2:21.543	2:54.047	181.8	21:00.209								
4	1	6:12.790	58.708	2:22.979	2:51.103	170.7	27:12.999								
5	1	6:51.859 B	1:03.080	2:44.146	3:04.633	119.7	34:04.858								
6	1	7:58.757	1:39.491	3:16.529	3:02.737	151.3	42:03.615								
7	1	6:29.222	1:05.749	2:28.216	2:55.257	153.9	48:32.837								
8	1	6:19.421	59.862	2:26.058	2:53.501	155.6	54:52.258								

88

Jaguar C-Type 1953  
1. Tom HARRIS

TSRC6A

1	1	7:00.210	1:13.873	2:37.347	3:08.990	140.8	7:08.258
2	1	6:46.900 B	1:01.082	2:20.647	3:25.171	177.1	13:55.158
3	1	8:38.177 B	2:46.962	3:31.650	3:19.565	162.8	22:33.335
4	1	9:44.914	4:28.083	2:18.823	2:58.008	172.9	32:18.249
5	1	6:28.425	1:00.497	2:17.557	3:10.371	181.5	38:46.674
6	1	6:18.035	56.824	2:25.972	2:55.239	170.2	45:04.709
7	1	5:58.779	57.881	2:13.884	2:47.014	185.2	51:03.488



Le Point

QATAR AIRWAYS

ARTCURIAL  
// Motorcars

Sarthe



Clear Channel



MULLINER

COYOTE



aramco

PAUL MARIUS



Passion



VICOMTE A.



MOTUL

NOSTALGIE